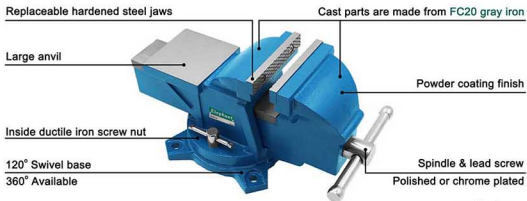




83-Series Heavy Duty Swivel Bench Vise with Anvil

- Material: FC20 Gray iron (HT200)



Order No.	Model No.	Jaw Width	Jaw Opening	Throat Depth	N.W. / G.W. Kgs
5183-03	EBV-8303	75 / 3"	80 / 3.15"	50 / 2"	6.3 / 7
5183-04	EBV-8304	100 / 4"	110 / 4.33"	60 / 2.36"	11 / 12
5183-05	EBV-8305	125 / 5"	140 / 5.51"	76 / 3"	18 / 19
5183-06	EBV-8306	150 / 6"	170 / 6.69"	86 / 3.39"	27 / 29
5183-08	EBV-8308	200 / 8"	220 / 8.66"	110 / 4.33"	41 / 42
5183-10	EBV-8310	250 / 10"	250 / 10"	110 / 4.33"	60 / 68

• Any specifications may be changed without notice.

89-Series Medium Duty Swivel Bench Vise with Anvil

- Material: FC20 Gray iron (HT200)



83-Series Fixed type Available
89-Series Fixed type Available




Order No.	Model No.	Jaw Width	Jaw Opening	Throat Depth	N.W. / G.W. Kgs
5189-03	EBV-8903	75 / 3"	80 / 3.15"	50 / 2"	4.8 / 5.25
5189-04	EBV-8904	100 / 4"	100 / 4"	88 / 2.17"	7 / 7.5
5189-05	EBV-8905	125 / 5"	120 / 4.72"	70 / 2.76"	12 / 13
5189-06	EBV-8906	150 / 6"	140 / 5.51"	75 / 3"	20 / 21
5189-08	EBV-8908	200 / 8"	170 / 6.69"	85 / 3.35"	30 / 32
5189-10	EBV-8910	250 / 10"	220 / 8.66"	110 / 4.33"	44 / 46
5189-12	EBV-8912	300 / 12"	250 / 10"	120 / 4.72"	63 / 70

• Any specifications may be changed without notice.

D83-Series Heavy Duty Swivel Bench Vise with Anvil

- Material: FCD45 Ductile iron (QT450-12)



Order No.	Model No.	Jaw Width	Jaw Opening	Throat Depth	N.W. / G.W. Kgs
5183-13	EBV-8303D	75 / 3"	80 / 3.15"	50 / 2"	6.2 / 6.7
5183-14	EBV-8304D	100 / 4"	110 / 4.33"	60 / 2.36"	11.2 / 11.7
5183-15	EBV-8305D	125 / 5"	140 / 5.51"	76 / 3"	18.5 / 19
5183-16	EBV-8306D	150 / 6"	170 / 6.69"	86 / 3.39"	27.5 / 28.5
5183-18	EBV-8308D	200 / 8"	220 / 8.66"	110 / 4.33"	42 / 43.5
5183-80	EBV-8310D	250 / 10"	250 / 10"	110 / 4.33"	59.5 / 61.5

* Any specifications may be changed without notice.

D89-Series Medium Duty Swivel Bench Vise with Anvil

- Material: FCD45 Ductile iron (QT450-12)



D83-Series Fixed type Available
D89-Series Fixed type Available



Order No.	Model No.	Jaw Width	Jaw Opening	Throat Depth	N.W. / G.W. Kgs
5189-13	EBV-8903D	75 / 3"	80 / 3.15"	50 / 2"	4.9 / 5.2
5189-14	EBV-8904D	100 / 4"	100 / 4"	88 / 2.17"	7 / 7.5
5189-15	EBV-8905D	125 / 5"	120 / 4.72"	70 / 2.76"	12.5 / 13
5189-16	EBV-8906D	150 / 6"	140 / 5.51"	75 / 3"	20.5 / 21.5
5189-18	EBV-8908D	200 / 8"	170 / 6.69"	85 / 3.35"	30 / 31.5
5189-80	EBV-8910D	250 / 10"	220 / 8.66"	110 / 4.33"	45 / 47
5189-82	EBV-8912D	300 / 12"	250 / 10"	120 / 4.72"	62.5 / 68

* Any specifications may be changed without notice.



J83-Series Heavy Duty Swivel Bench Vise (Without Anvil)

- Material: FC20 Gray iron (HT200)

Cast parts are made from FC20 gray iron

Replaceable hardened steel jaws

Powder coating finish


Spindle & lead screw

Polished or chrome plated

Inside ductile iron screw nut

120° Swivel base

360° Available



Without Anvil

mm / inches

Order No.	Model No.	Jaw Width	Jaw Opening	Throat Depth	N.W. / G.W. Kgs
5183-53	EBV-8353J	75 / 3"	80 / 3.15"	48 / 1.89"	6 / 6.5
5183-54	EBV-8354J	100 / 4"	110 / 4.33"	60 / 2.36"	9.5 / 10.5
5183-55	EBV-8355J	125 / 5"	140 / 5.51"	76 / 3"	17 / 18
5183-56	EBV-8356J	150 / 6"	170 / 6.69"	86 / 3.39"	24 / 25
5183-58	EBV-8358J	200 / 8"	220 / 8.66"	110 / 4.33"	36 / 38

* Any specifications may be changed without notice.

J89-Series Medium Duty Swivel Bench Vise (Without Anvil)

- Material: FC20 Gray iron (HT200)



J83-Series Fixed type Available
J89-Series Fixed type Available



Without Anvil

mm / inches

Order No.	Model No.	Jaw Width	Jaw Opening	Throat Depth	N.W. / G.W. Kgs
5189-53	EBV-8953J	75 / 3"	80 / 3.15"	50 / 2"	4.5 / 5
5189-54	EBV-8954J	100 / 4"	100 / 4"	55 / 2.17"	6.5 / 7
5189-55	EBV-8955J	125 / 5"	120 / 4.72"	70 / 2.76"	10.5 / 11.5
5189-56	EBV-8956J	150 / 6"	140 / 5.51"	75 / 3"	18 / 19
5189-58	EBV-8958J	200 / 8"	170 / 6.69"	85 / 3.35"	26 / 28

* Any specifications may be changed without notice.




BENCH VISES

M-Series Swivel Bench Vise with Anvil

- Material: FC20 Gray iron (HT200)

Cast parts are made from
FC20 Gray iron




Order No.	Model No.	Jaw Width	Jaw Opening	Throat Depth	N.W. / G.W. Kgs
5187-40	EBV-M40	100 / 4"	100 / 4"	63 / 2.48"	6 / 6.5
5187-50	EBV-M50	125 / 5"	130 / 5.12"	74 / 2.91"	10.8 / 11.5
5187-60	EBV-M60	150 / 6"	155 / 6.1"	87 / 3.43"	18 / 19
5187-80	EBV-M80	200 / 8"	200 / 7.87"	100 / 4"	28.1 / 29.3

• Any specifications may be changed without notice.

P-Series Swivel Bench Vise with Anvil

- Material: FCD45 Ductile Iron (QT450-12)

Cast parts are made from
FCD45 Ductile iron



Order No.	Model No.	Jaw Width	Jaw Opening	Throat Depth	N.W. / G.W. Kgs
5187-04	EBV-P40	100 / 4"	100 / 4"	50 / 1.97"	5.7 / 6.2
5187-05	EBV-P50	125 / 5"	125 / 4.92"	65 / 2.56"	10.5 / 11.2
5187-06	EBV-P60	150 / 6"	155 / 6.1"	73 / 2.87"	13.6 / 14.6
5187-08	EBV-P80	200 / 8"	200 / 7.87"	86 / 3.39"	20.5 / 21.7

• Any specifications may be changed without notice.



EU93-Series Square Tube Swivel Bench Vise with Anvil (Europe Style)

- Material: FC20 Gray iron (HT200)

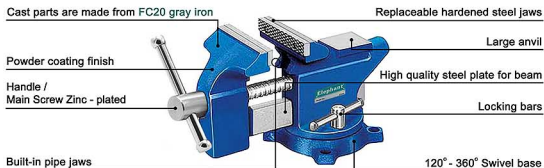


Order No.	Model No.	Jaw Width	Jaw Opening	Throat Depth	Pipe Jaw Capacity	N.W. / G.W. Kgs
5193-90	EBV-9390EU	90 / 3.5"	95 / 3.74"	55 / 2.17"	φ15 ~ 36mm	4.8 / 5.3

• Any specifications may be changed without notice.

93-Series DIY Swivel Bench Vise with Anvil

- Material: FC20 Gray iron (HT200)



Order No.	Model No.	Jaw Width	Jaw Opening	Throat Depth	Pipe Jaw Capacity	N.W. / G.W. Kgs
5193-35	EBV-9335	90 / 3.5"	75 / 3"	60 / 2.36"	φ15 ~ 36mm	4.5 / 5
5193-40	EBV-9340	100 / 4"	100 / 4"	60 / 2.36"	φ15 ~ 47mm	4.8 / 5.25
5193-45	EBV-9345	115 / 4.5"	110 / 4.33"	60 / 2.36"	φ15 ~ 47mm	5 / 5.5

• Any specifications may be changed without notice.



95-Series Utility Swivel Bench Vise with Anvil

- Material: FCD45 Ductile iron (QT450-12)

Powder coating finish

Replaceable hardened steel jaws

Cast parts are made from FCD45 Ductile iron


Large anvil

Handle / Screw chrome plated

Locking bars

Built-in pipe jaws

360° Swivel base



Heavy Duty

mm / inches

Order No.	Model No.	Jaw Width	Jaw Opening	Throat Depth	Pipe Jaw Capacity	N.W. / G.W. Kgs
5195-14	EBV-9514D	100 / 4"	100 / 4"	80 / 3.16"	φ10 ~ 75.5mm	12 / 13
5195-15	EBV-9515D	125 / 5"	120 / 4.72"	95 / 3.74"	φ10 ~ 75.5mm	16 / 17
5195-16	EBV-9516D	150 / 6"	150 / 6"	105 / 4.13"	φ17 ~ 88.5mm	25 / 27
5195-18	EBV-9518D	200 / 8"	200 / 8"	115 / 4.53"	φ17 ~ 88.5mm	30 / 35

Light Duty

mm / inches

Order No.	Model No.	Jaw Width	Jaw Opening	Throat Depth	Pipe Jaw Capacity	N.W. / G.W. Kgs
5195-04	EBV-9504D	100 / 4"	100 / 4"	65 / 2.56"	φ13.5 ~ 60mm	8 / 9
5195-05	EBV-9505D	125 / 5"	120 / 4.72"	80 / 3.15"	φ13.5 ~ 63mm	12 / 13
5195-06	EBV-9506D	150 / 6"	140 / 5.51"	95 / 3.74"	φ13.5 ~ 88mm	17 / 18
5195-08	EBV-9508D	200 / 8"	170 / 6.69"	110 / 4.33"	φ13.5 ~ 100mm	26 / 28

- Any specifications may be changed without notice.

Parrot Vise with Anvil

- Material: FC20 Gray iron (HT200)



- The parrot vise designed with a unique tightening cam and can swivel freely 360°; to tighten the jaws can stop the vise from swiveling.
- The parrot vise can pull it from its base and replace it on the side to fix the workpiece vertically.
- The parrot vise also can be lifted from its heavy pivot post and reinstalled horizontally (either side up); maintaining the same pivoting and locking functions.



mm / inches

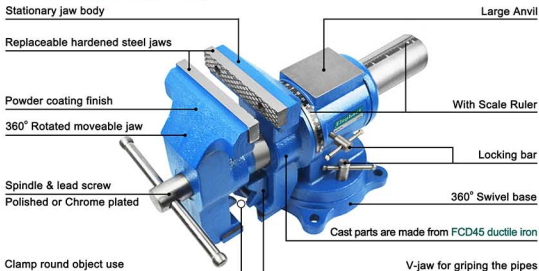
Order No.	Model No.	Jaw Width	Jaw Opening	Throat Depth	N.W. / G.W. Kgs
5188-35	EBV-35PV	89 / 3.5"	120 / 4.72"	57 / 2.24"	4.5 / 5

- Any specifications may be changed without notice.



A-Series Multi-Purpose Bench Vises

- Material: FCD45 Ductile iron (QT450-12)



Order No.	Model No.	Jaw Width	Jaw Opening	Throat Depth	Pipe Jaw Capacity	mm / inches
						N.W. / G.W. Kgs
5194-04	EBV-4MP	100mm / 4"	100 / 4"	59mm / 2.32"	φ10-45mm	10 / 11
5194-05	EBV-5MP	125mm / 5"	125 / 5"	67mm / 2.64"	φ12-60mm	15 / 16
5194-15	EBV-5MPB	125mm / 5"	150 / 6"	77mm / 3.03"	φ12-60mm	19 / 21
5194-55	EBV-5MPC	125mm / 5"	100 / 4"	59mm / 2.32"	φ10-45mm	11 / 12
5194-06	EBV-6MP	150mm / 6"	140 / 5.5"	80mm / 3.15"	φ12-60mm	20 / 22
5194-16	EBV-6MPB	150mm / 6"	150 / 6"	90mm / 3.54"	φ12-60mm	28 / 30
5194-66	EBV-6MPC	150mm / 6"	125 / 5"	67mm / 2.64"	φ12-60mm	16 / 17
5194-08	EBV-8MP	200mm / 8"	150 / 6"	90mm / 3.54"	φ12-60mm	29 / 31

- Any specifications may be changed without notice.

P-type Multi-Purpose Bench Vise

- Material: FC25 iron (HT250)



- Durable construction with FC25 fine grain cast iron
- Vise Swivels 360° on the base and locks in any position
- Moveable jaw rotates 360° and locks in any position
- Features parallel jaws, pipe jaws and V-jaws
- Trapezoidal - thread lead screw
- Bolt lugs on base for secure mounting


Order No.	Model No.	Jaw Width	Jaw Opening	Throat Depth	Pipe Jaw Capacity	mm / inches
						N.W. / G.W. Kgs
5194-65	EBV-5MPP	125mm / 5"	125 / 5"	94mm / 3.7"	φ20-60mm	24 / 25

- Any specifications may be changed without notice.



FH98-Series Heavy Duty Swivel Bench Vise with Anvil (Europe Style)

- Material: FC20 Gray iron (HT200)



mm / inches

Order No.	Model No.	Jaw Width	Jaw Opening	Throat Depth	N.W. / G.W. Kgs
5198-03	EBV-9803FH	75 / 3"	90 / 3.54"	50 / 2"	4.8 / 5.25
5198-04	EBV-9804FH	100 / 4"	100 / 4"	55 / 2.17"	6.5 / 7
5198-05	EBV-9805FH	125 / 5"	130 / 5.12"	69 / 2.72"	10.5 / 11.50
5198-06	EBV-9806FH	150 / 6"	150 / 6"	76 / 3"	16.5 / 18
5198-08	EBV-9808FH	200 / 8"	170 / 6.69"	88 / 3.39"	25 / 27
5198-10	EBV-9810FH	250 / 10"	220 / 8.66"	110 / 4.33"	40 / 42

- Any specifications may be changed without notice.

FM98-Series Medium Duty Swivel Bench Vise with Anvil (Europe Style)

- Material: FC20 Gray iron (HT200)

mm / inches

Order No.	Model No.	Jaw Width	Jaw Opening	Throat Depth	N.W. / G.W. Kgs
5198-33	EBV-9833FM	75 / 3"	90 / 3.54"	50 / 2"	4.8 / 5.25
5198-34	EBV-9834FM	100 / 4"	90 / 3.54"	50 / 2"	5 / 5.50
5198-35	EBV-9835FM	125 / 5"	100 / 4"	55 / 2.17"	7.5 / 8
5198-36	EBV-9836FM	150 / 6"	135 / 5.31"	70 / 2.76"	11.5 / 13
5198-38	EBV-9838FM	200 / 8"	150 / 6"	77 / 3.03"	18 / 19
5198-40	EBV-9840FM	250 / 10"	170 / 6.69"	85 / 3.35"	30 / 32

- Any specifications may be changed without notice.

FE98-Series Economic Swivel Bench Vise with Anvil (Europe Style)

- Material: FC20 Gray iron (HT200)

mm / inches

Order No.	Model No.	Jaw Width	Jaw Opening	Throat Depth	N.W. / G.W. Kgs
5198-53	EBV-9853FE	75 / 3"	90 / 3.54"	50 / 2"	4.7 / 5.25
5198-54	EBV-9854FE	100 / 4"	90 / 3.54"	50 / 2"	4.8 / 5.30
5198-55	EBV-9855FE	125 / 5"	90 / 3.54"	50 / 2"	5.2 / 6
5198-56	EBV-9856FE	150 / 6"	100 / 4"	55 / 2.17"	8.3 / 9
5198-58	EBV-9858FE	200 / 8"	150 / 5.31"	70 / 2.76"	13 / 14

- Any specifications may be changed without notice.



BENCH VISES

DFH98-Series Heavy Duty Swivel Bench Vise with Anvil (Europe Style)

- Material: FCD45 Ductile iron (QT450-12)

Replaceable hardened steel jaws


Cast parts are made from FCD45 Ductile iron

Large anvil

120° Swivel base
360° Available

Spindle & lead screw
Polished or chrome plated

Powder coating finish



Order No.	Model No.	Jaw Width	Jaw Opening	Throat Depth	mm / inches
					N.W. / G.W. Kgs
5198-73	EBV-9873DFH	75 / 3"	90 / 3.54"	50 / 2"	4.8 / 5.25
5198-74	EBV-9874DFH	100 / 4"	100 / 4"	55 / 2.17"	6.5 / 7
5198-75	EBV-9875DFH	125 / 5"	130 / 5.12"	69 / 2.72"	10.5 / 11.50
5198-76	EBV-9876DFH	150 / 6"	150 / 6"	76 / 3"	16.5 / 18
5198-78	EBV-9878DFH	200 / 8"	170 / 6.69"	88 / 3.39"	25 / 27
5198-80	EBV-9880DFH	250 / 10"	220 / 8.66"	110 / 4.33"	40 / 42

- Any specifications may be changed without notice.

DFM98-Series Medium Duty Swivel Bench Vise with Anvil (Europe Style)

- Material: FCD45 Ductile iron (QT450-12)



DFH98-Series Fixed type Available
DFM98-Series Fixed type Available



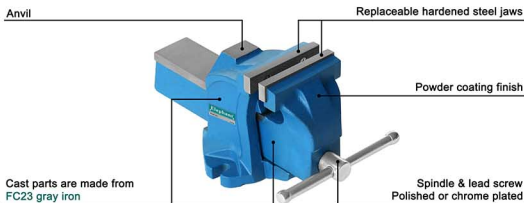
Order No.	Model No.	Jaw Width	Jaw Opening	Throat Depth	mm / inches
					N.W. / G.W. Kgs
5198-93	EBV-9893DFM	75 / 3"	90 / 3.54"	50 / 2"	4.8 / 5.25
5198-94	EBV-9894DFM	100 / 4"	90 / 3.54"	50 / 2"	5 / 5.50
5198-95	EBV-9895DFM	125 / 5"	100 / 4"	55 / 2.17"	7.5 / 8
5198-96	EBV-9896DFM	150 / 6"	135 / 5.31"	70 / 2.76"	11.5 / 13
5198-98	EBV-9898DFM	200 / 8"	150 / 6"	77 / 3.03"	18 / 19
5198-99	EBV-9899DFM	250 / 10"	170 / 6.69"	85 / 3.35"	30 / 32

- Any specifications may be changed without notice.



92-Series British Type Bench Vise with Anvil

- Material: FC23 Gray iron (HT230)



Fixed with Anvil


mm / inches

Order No.	Model No.	Jaw Width	Jaw Opening	Throat Depth	N.W. / G.W. Kgs
5192-04	EBV-9204E	101.6 / 4"	120 / 4.72"	60 / 2.36"	8 / 8.3

- Any specifications may be changed without notice.

92-Series British Type Bench Vise (Without Anvil)

- Material: FC23 Gray iron (HT230)



Fixed without Anvil

mm / inches

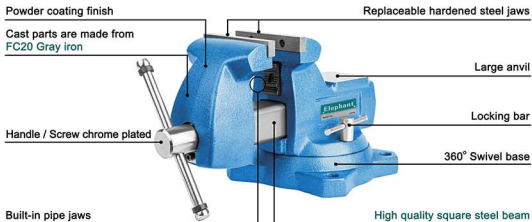
Order No.	Model No.	Jaw Width	Jaw Opening	Throat Depth	N.W. / G.W. Kgs
5192-05	EBV-9205	127 / 5"	140 / 5.51"	76.5 / 3"	15 / 16
5192-06	EBV-9206	152 / 6"	170 / 6.69"	76.5 / 3"	19 / 20.2
5192-08	EBV-9208	203 / 8"	210 / 8.27"	100 / 3.94"	40 / 41.5

- Any specifications may be changed without notice.



74-Series Mechanic's Swivel Bench Vise with Anvil

- Material: FC20 Gray iron (HT200)




mm / inches

Order No.	Model No.	Jaw Width	Jaw Opening	Throat Depth	Pipe Jaw Capacity	N.W. / G.W. Kgs
5174-04	EBV-7404	102 / 4"	108 / 4.25"	87 / 3.43"	φ13.5 ~ 60mm	17 / 18
5174-05	EBV-7405	127 / 5"	133 / 5.24"	95 / 3.74"	φ13.5 ~ 75.5mm	23 / 24
5174-06	EBV-7406	152 / 6"	152 / 6"	105 / 4.13"	φ13.5 ~ 75.5mm	29 / 30
5174-08	EBV-7408	203 / 8"	216 / 8.5"	114.5 / 4.5"	φ13.5 ~ 75.5mm	38 / 39

- Any specifications may be changed without notice.

IM-Series Industrial Machinist's Swivel Bench Vise with Anvil

- Material: SG Ductile iron
- Round beam design keeps debris out and lubrication in for a lifetime smooth operation



mm / inches

Order No.	Model No.	Jaw Width	Jaw Opening	Throat Depth	N.W. / G.W. Kgs
5175-35	EBV-IM35	89 / 3.5"	152 / 6"	70 / 2.76"	17 / 18
5175-40	EBV-IM40	100 / 4"	177 / 7"	94 / 3.7"	28.5 / 30
5175-60	EBV-IM60	150 / 6"	266 / 10.47"	139.7 / 5.5"	61.5 / 63


- Any specifications may be changed without notice.



BENCH VISES

T-Series Reversible Mechanic's Swivel Bench Vise with Anvil (Industrial Grade)

- Material: FC25 Gray iron (HT250)



VERSATILITY REVERSABILITY

- Two working anvil surfaces for forming and shaping materials.
- Heavy duty castings are built for rugged use and extended life.
- Ideal for Professional Mechanic's, Automotive Maintenance, Maintenance and Repair.



mm / inches

Order No.	Model No.	Jaw Width	Jaw Opening (A)	Jaw Opening Reversed (B)	Throat Depth (C)	Throat Depth Reversed (D)	Pipe Jaw Capacity	N.W. / G.W. Kgs
5197-45	EBV-97T45	140 / 5.5"	127 / 5"	203 / 8"	96.5 / 3.8"	69.8 / 2.75"	1/4" ~ 2-1/2"	22 / 23
5197-65	EBV-97T65	165 / 6.5"	205 / 8"	248 / 9.76"	102 / 4"	76.2 / 3"	1/8" ~ 3"	23.2 / 24.5
5197-80	EBV-97T80	203 / 8"	242 / 9.5"	298 / 11.73"	122 / 4.8"	69.8 / 2.75"	1/8" ~ 3"	33.2 / 34.5


- Any specifications may be changed without notice.



BENCH VISES

12-Series Quick Release Swivel Bench Vise with Anvil (Heavy Duty)

- Material: FC20 Gray iron (HT200) / Option: FCD45 Ductile iron (QT450-12)
- Effortless push lever to quick open and close jaws
- 3 Lugs heavy duty reinforced base




Order No.	Model No.	Jaw Width	Jaw Opening	Throat Depth	mm / inches
					N.W. / G.W. Kgs
5112-05	EBV-1205A	125 / 5"	178 / 7"	77 / 3.03"	16.7 / 17.5
5112-06	EBV-1206A	150 / 6"	203 / 8"	84 / 3.31"	23 / 24
5112-08	EBV-1208A	200 / 8"	254 / 10"	92 / 3.62"	32.7 / 35.5

• Any specifications may be changed without notice.

15-Series Quick Release Swivel Bench Vise with Anvil

- Material: FC20 Gray iron (HT200)




Order No.	Model No.	Jaw Width	Jaw Opening	Throat Depth	mm / inches
					N.W. / G.W. Kgs
5115-05	EBV-1506KS	151 / 6"	150 / 6"	58 / 2.28"	10.8 / 11.7

• Any specifications may be changed without notice.



17-Series Round Channel Swivel Bench Vise with Anvil

- Material: FCD45 Ductile iron (QT450-12)




mm / inches						
Order No.	Model No.	Jaw Width	Jaw Opening	Throat Depth	Pipe Jaw Capacity	N.W. / G.W. Kgs
5117-45	EBV-1745D	114.3 / 4.5"	114.3 / 4.5"	90 / 3.54"	φ13.5 ~ 75mm	17.5 / 19
5117-55	EBV-1755D	139.7 / 5.5"	139.7 / 5.5"	95 / 3.74"	φ13.5 ~ 88mm	22 / 23
5117-65	EBV-1765D	165.1 / 6.5"	165.1 / 6.5"	102 / 4"	φ20 ~ 102mm	30 / 31
5117-80	EBV-1780D	203.2 / 8"	190.5 / 7.5"	120.5 / 4.74"	φ20 ~ 102mm	47 / 48

- Any specifications may be changed without notice.

16-Series ADI Industrial Swivel Bench Vise with Anvil

- Material: ADI Ductile iron



mm / inches						
Order No.	Model No.	Jaw Width	Jaw Opening	Throat Depth	Pipe Jaw Capacity	N.W. / G.W. Kgs
5116-04	EBV-16FSV4	100 / 4"	125 / 5"	74 / 2.91"	1/2" ~ 2"	9.5 / 10.5
5116-05	EBV-16FSV5	125 / 5"	125 / 5"	82.9 / 3.26"	1/2" ~ 2"	11.9 / 13
5116-06	EBV-16FSV6	150 / 6"	200 / 8"	91.9 / 3.62"	3/4" ~ 3-1/2"	18.3 / 19
5116-08	EBV-16FSV8	200 / 8"	228 / 9"	115.9 / 4.56"	3/4" ~ 4"	25.9 / 27

- Any specifications may be changed without notice.

13-Series Swivel Bench Vise with Anvil

- Material: FCD45 Ductile iron (QT450-12)

Powder coating finish

Replaceable hardened steel jaws


Cast parts are made from
FCD45 Ductile iron

Large anvil

Locking bar

Handle / Main Screw Zinc - plated

120° Swivel base



mm / inches

Order No.	Model No.	Jaw Width	Jaw Opening	Throat Depth	N.W. / G.W. Kgs
5113-03	EBV-1303	75 / 3"	75 / 2.95"	54 / 2.13"	2.9 / 3.08
5113-04	EBV-1304	100 / 4"	100 / 3.94"	61 / 2.40"	4.2 / 4.5
5113-05	EBV-1305	125 / 5"	125 / 4.92"	69 / 2.72"	7 / 7.5
5113-06	EBV-1306	150 / 6"	150 / 5.91"	71 / 2.80"	9.6 / 10
5113-08	EBV-1308	200 / 8"	200 / 7.87"	82 / 3.23"	13 / 14

Fixed type

mm / inches



Fixed type

Order No.	Model No.	Jaw Width	Jaw Opening	Throat Depth	N.W. / G.W. Kgs
5113-13	EBV-1313	75 / 3"	75 / 2.95"	54 / 2.13"	2.3 / 2.5
5113-14	EBV-1314	100 / 4"	100 / 3.94"	61 / 2.40"	3.8 / 4.1
5113-15	EBV-1315	125 / 5"	125 / 4.92"	69 / 2.72"	5.5 / 6
5113-16	EBV-1316	150 / 6"	150 / 5.91"	71 / 2.80"	7.8 / 8.3
5113-18	EBV-1318	200 / 8"	200 / 7.87"	82 / 3.23"	11.8 / 12.8

- Any specifications may be changed without notice.

14-Series Quick Release Swivel Bench Vise with Anvil

- Material: FC20 Gray iron (HT200)



Quick release lever

mm / inches

Order No.	Model No.	Jaw Width	Jaw Opening	Throat Depth	N.W. / G.W. Kgs
5114-04	EBV-1404QR	100 / 4"	100 / 3.94"	61 / 2.40"	5.6 / 6
5114-05	EBV-1405QR	125 / 5"	178 / 7"	68 / 2.68"	8.7 / 9.5

- Any specifications may be changed without notice.